

NEW

The safety design without the exposure of the high-voltage part

Up to 200kV/2kW!
An ultra-high voltage power supply debut!

Rack mount type High voltage power supply

AUH series

150kV to 200kV / 1.2kW, 2kW



Ultra high voltage models of 150kV to 200kV debuts at 19-inch size!

The innovative high voltage power supply which lost exposure of the high voltage part and improved safety

AUH series



AUH series is high performance HV power supply which can output ultra high voltage of maximum 200kV in the 19-inch rack size. By the safety design without the exposure of the high voltage output part, quantity of outbreak of the corona is held down as compared with the open type power supply.

Therefore, the large space reservation for prevention of electric shock becomes needless and enables setting in the space-saving.

In addition, by various remote control functions and a full protection function, AUH has high reliability and usability.

Features

- Ultra high voltage of 200kV and high power of 2kW.
- AUH is largely miniaturized by having made the high voltage output part into the seal structure by potting.
- The high reliable design that is hard to be affected by the use environment.

Applications

- Ion implantation equipment
- Electron beam system
- Capacitor charge
- For electron beam acceleration

Lineup

Output voltage	Output current	Output power	Model
150kV	8mA	1200W	AUH-150*8
	13.3mA	2000W	AUH-150*13.3
160kV	7.5mA	1200W	AUH-160*7.5
	12.5mA	2000W	AUH-160*12.5
180kV	6.66mA	1200W	AUH-180*6.66
	11.1mA	2000W	AUH-180*11.1
200kV	6mA	1200W	AUH-200*6
	10mA	2000W	AUH-200*10

* : P / Positive polar output, N / Negative polar output

Specifications

We have heard consultation individually about each specification such as ripple and temperature coefficient, etc. Feel free to contact us.

Input voltage 200VAC to 240VAC $\pm 10\%$ 50 or 60Hz single-phase
200VAC to 240VAC $\pm 10\%$ 50 or 60Hz three-phase(option)
Please consult about 100VAC input.

AC input power(Maximum)

1200W models	1500VA
2000W models	2500VA

Power factor 0.98 typ.(single phase)
0.94 typ.(three phase)

Rush current

single-phase 200 to 240V	three-phase 200 to 240V
50A(≤ 10 ms)	50A(≤ 10 ms)

Output control Local : Voltage / 10-turn potentiometer on front panel
Current / 10-turn potentiometer on front panel
Remote : Voltage / External control voltage 0 to 10Vdc
(input impedance more than 1M Ω)
or external variable resistor 5k Ω
Current / External control voltage 0 to 10Vdc
(input impedance more than 1M Ω)
or external variable resistor 5k Ω

Voltage regulation Line: $\pm 0.02\%$ for $\pm 10\%$ input change
Load: 0.02% for 10% to 100% load change

Current regulation Line: $\pm 0.05\%$ for $\pm 10\%$ input change
Load: 0.05% $\pm 100\mu$ A for 10% to 100% load change

Ripple 0.3%p-p
0.1%p-p(when -L(200V3P)option selected)

Stability 0.05%/H

Temperature coefficient 100ppm/ $^{\circ}$ C

Output display Output voltage: 3.5-digit digital meter ± 1999
Output current: 3.5-digit digital meter 1999

Monitor output Output voltage monitor
10V/Maximum output voltage (output impedance 1k Ω)
Output current monitor
10V/Maximum output current (output impedance 1k Ω)

Protections Over voltage protection (Cut off when 110% of rating, manual recovery)
Over current protection (high-voltage cut off, manual recovery)
Protection against output short-circuit and arc discharge
Over temperature protection (Cut off, manual recovery)

Other functions Remote switch ON/OFF (by external relay)
Door switch (by external relay)
Output status signal output (by internal relay)
Remote reset (only when -LOc option selected)


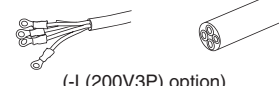
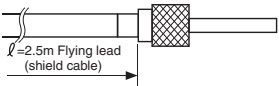
Operating temp. 0 $^{\circ}$ C to +40 $^{\circ}$ C

Storage temp. -20 $^{\circ}$ C to +70 $^{\circ}$ C

Humidity 20% to 80%RH (no condensation)

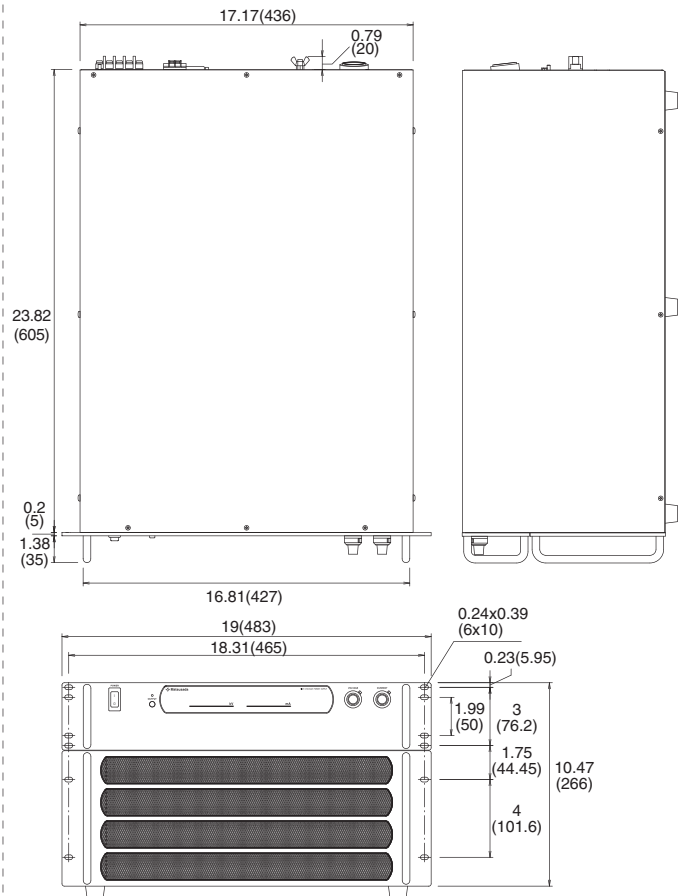
Accessories AC input cable 2.5m(1) (only when single phase input)
*See "Input / Output cable" for details.
HV output shielded cable 2.5m(flying lead) (1)
Insulating oil, Instruction manual (1)

Input / Output cable

Input		CABLE TYPE5 (Flying lead)
	 (-L(200V3P) option)	CABLE TYPE6 (Flying lead)*
Output	 Dimensions change by the output voltage. Please contact our sales office for detail.	150kV models CN-150-MHVP 160kV, 180kV, 200kV models CN-200-MHVP

*Separated.

Dimensions inch(mm)



Options

- LLr *1 Lower ripple
Ripple becomes 0.1%p-p.
- LF Floating ground (Isolation voltage : 50Vdc)
It is used when measuring the very small current which flows into load.
(This option is not usable in a use to let a high voltage power supply make floating.)
- LMs *2 Master slave control
Maximum of 4 slave units can be controlled with one master unit.
- LW Slow start
Takes about 10-second to reach maximum rating voltage from when OUTPUT switch or remote switch is turned on.
- L(200V3P) *1 Three-phase input
- LOc *2 Cut off when over current

*1 -LLr option and -L(200V3P) option cannot be selected together.
Only one of each can be selected.

*2 When simultaneously equipped with the -LMs option and the -LOc option, please consult to us.

When ordering, suffix the above option mark to the model number.

<e.g.> AUH-150PB-LFOcW(200V3P), AUH-200N10-LFMsw(200V3P)
Alphabetical and input voltage order.