

IT6000C Series Bidirectional Programmable DC Power Supply



Feature

- Bi-directional source and regenerative sink
- Stand-alone max. output power 144kW, expandable up to 1.152 MW by paralleling
- Voltage range: 0 to 2250V
- Current range: 0 to 2040A
- High power density up to 18kW in compact 3U rack space
- Bi-directional power transfer, seamless switch between sourcing and sinking
- High regenerative efficiency up to 95% *1
- Standard Built-in USB/CAN/LAN/digital IO communication interface, optional GPIB/analog & RS232
- Full protections: support OVP, \pm OCP, \pm OPP, OTP, power down protection, anti-islanding protection
- Support control loop priority mode setting , different loop speed can be set
- Built-in voltage curves comply with DIN 40839, ISO-16750-2/ISO21848 automotive standards
- Support photovoltaic I-V curves simulation function
- Built-in function generator, support arbitrary-waveform generating
- Adjustable output impedance
- Support multiple working modes, rising and falling time can be adjustable.
- Support data saving and the shortest interval of sampling is 10 μ s
- Battery simulation function

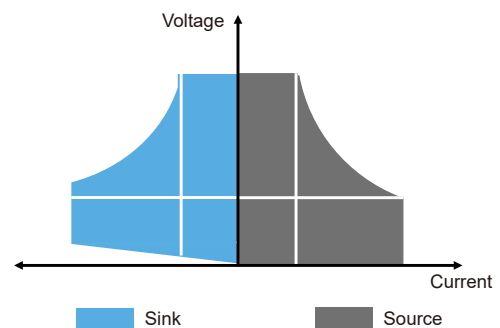
*1 The regenerated power is for local grid purpose, not for public grid purpose

The bi-directional programmable DC power supply of IT6000C series combines two functions in one: source and sink with energy regeneration. Based on these two functions, IT6000C offers the functionality of two-quadrant operation. The regenerative capability enables the energy consumed to be put back onto the grid cleanly, saving costs from energy consumption and cooling, while not interfering with the grid.

IT6000C series max. output voltage up to 2250V, support master-slave paralleling with averaging current distribution , max. output power up to 1.152MW. Built-in waveform generator supports generating arbitrary waveforms, and import LIST files for waveforms via front panel USB port. IT6000C is the combination of high reliability, high efficient setting, safe and multiple measurement functions.

Bi-directional energy, seamless transfer

The IT6000C Series combines source and sink functions in one. Unlike traditional power supplies and E-loads, for which there will be short transitions and inconsistencies in the middle of positive and negative current switching, IT6000C is a standard high-speed bidirectional power supply, enables high-speed source and sink current fast and continuous seamless switching, effectively avoiding voltage or current overshoot, and can be widely used in Energy storage device test, like batteries, cell packaging equipment and battery protection board testing.





Application

01 Renewable Energy		Solar Charger		Micro Inverter	Battery Pack	PV Inverter
	02 Automotive	Automotive Motors		Car Charger	Automotive Electronics	Bidirectional DC/DC Converter
03 High-speed testing	Telecom	Power semiconductor components	Military electronics		LED products	Avionics
04 High-power testing		UPS	Electric motor/generator	Consumer products	Electro plating / welding	ATE systems


Power Supply

Model	Current	Power	Model	Current	Power	Model	Current	Power
IT6005C-80-120	120A	5kW	IT6006C-500-30	30A	6kW	IT6006C-500-40	40A	6kW
IT6010C-80-240	240A	10kW	IT6012C-500-60	60A	12kW	IT6012C-500-80	80A	12kW
IT6015C-80-360	360A	15kW	IT6018C-500-90	90A	18kW	IT6018C-500-120	120A	18kW
IT6030C-80-720	720A	30kW	IT6036C-500-180	180A	36kW	IT6036C-500-240	240A	36kW
IT6045C-80-1080	1080A	45kW	IT6054C-500-270	270A	54kW	IT6054C-500-360	360A	54kW
IT6060C-80-1440	1440A	60kW	IT6072C-500-360	360A	72kW	IT6072C-500-480	480A	72kW
IT6075C-80-1800	1800A	75kW	IT6090C-500-450	450A	90kW	IT6090C-500-600	600A	90kW
IT6090C-80-2040	2040A	90kW	IT6108C-500-540	540A	108kW	IT6108C-500-720	720A	108kW
IT6105C-80-2040	2040A	105kW	IT6126C-500-630	630A	126kW	IT6126C-500-840	840A	126kW
IT6120C-80-2040	2040A	120kW	IT6144C-500-720	720A	144kW	IT6144C-500-960	960A	144kW
IT6006C-800-20	20A	6kW	IT6018C-1500-30	30A	18kW	IT6018C-1500-40	40A	18kW
IT6012C-800-40	40A	12kW	IT6036C-1500-60	60A	36kW	IT6036C-1500-80	80A	36kW
IT6018C-800-60	60A	18kW	IT6054C-1500-90	90A	54kW	IT6054C-1500-120	120A	54kW
IT6036C-800-120	120A	36kW	IT6072C-1500-120	120A	72kW	IT6072C-1500-160	160A	72kW
IT6054C-800-180	180A	54kW	IT6090C-1500-150	150A	90kW	IT6090C-1500-200	200A	90kW
IT6072C-800-240	240A	72kW	IT6108C-1500-180	180A	108kW	IT6108C-1500-240	240A	108kW
IT6090C-800-300	300A	90kW	IT6126C-1500-210	210A	126kW	IT6126C-1500-280	280A	126kW
IT6108C-800-360	360A	108kW	IT6144C-1500-240	240A	144kW	IT6144C-1500-320	320A	144kW
IT6126C-800-420	420A	126kW						
IT6144C-800-480	480A	144kW						
IT6018C-2250-20	20A	18kW	IT6072C-2250-80	80A	72kW	IT6126C-2250-140	140A	126kW
IT6036C-2250-40	40A	36kW	IT6090C-2250-100	100A	90kW	IT6144C-2250-160	160A	144kW
IT6054C-2250-60	60A	54kW	IT6108C-2250-120	120A	108kW			

*Some voltage levels are coming soon *This information is subject to change without notice

High energy regenerative efficiency

The IT6000C series has a unique energy regenerative function that can regenerate electrical energy and then directly use it in the plant instead of consuming it in the form of heat. The regenerative efficiency can reach up to 95%, which not only will greatly reduce the user's electricity cost, but also avoid the using of air conditioning or expensive cooling systems.



Power Supply


Application for solar array simulation

IT6000C configured with optional ITECH SAS1000 Solar Array Simulation Software, users can easily use the software to output, measure, display the MPP tracking status of photovoltaic inverter in real time simulation and record value. Built-in EN50530、Sandia、NB/T32004、CGC/GF004、CGC/GF035 standard testing procedures, it is convenient for users to test the static and dynamic MPPT performance of PV inverters and generate reports. Solar simulation power supply also provides the shadow and table mode operation, the user can enter up to 4096 points array to edit any shielded IV curve to achieve dynamic shadow effect simulation and also can store 100 I-V curves under different irradiation and temperature to test the long-term maximum power tracking performance of photovoltaic inverters under different climatic conditions.



Built-in voltage curves for a variety of standard automotive voltage curves

Automotive electronics may often encounter power transients during vehicle start-up and operation. To ensure that the device under test can withstand these actual transients, the tester must simulate worst-case power transient conditions during the test. According to the relevant standards of the industry, the IT6000C series has built-in voltage curves for DIN40839, ISO-16750-2, SAEJ1113-11, LV124 and ISO21848 standard automotive voltage curves. The User can directly recall the vehicle's starting voltage drop, various automotive electronic tests, pulse waveforms and other related automotive electronics for performance tests. Available voltage grades in 12V, 24V and 48V voltage levels.



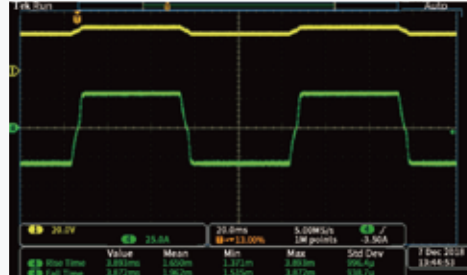
Control loop CC/CV priority mode

IT6000 C series continues to adopt ITECH-developed innovative CV & CC priority concept, which will help customers effectively and flexibly solve their various tough problems in test applications request for high speed and no over –shoot power supplies. Customers can select CV or CC priority to adjust the speed of the loop circuit, to decide output with the high-speed voltage or current with no overshoot. It is applicable for high-power integrated circuit test, charging/ discharging test, military, and the transient simulation/ characteristic test of automotive electronics.



Control loop CV priority mode

After setting the high-speed voltage mode, the voltage output faster and bring with an inrush current which is higher than the current range.



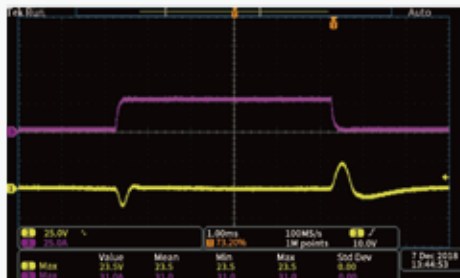
Control loop CC priority mode

battery charging and discharging, high speed seamless switch, effectively suppress the current overshoot.

Patented parallel connection technology

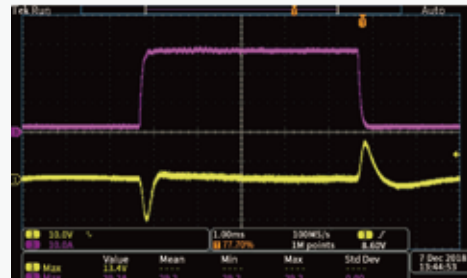
Advantages:

- IT6000 BCD series adopts ITECH patented parallel connection technology
- Optical fiber transfer between master and slave, guarantee perfect performance of anti-interference
- The parameters will not change after parallel connection
- Adopt Optical fiber isolation technology, effective protection of the device and DUT
- Calibration is not requested after parallel connection



Stand-alone unit

Stand-alone unit: IT6006C-500-30 500V 30A 6000W
Input voltage:100V Input current:28A Sinking current :30A



Paralleled units

2 sets IT6006C-500-30 paralleled
Input voltage:100V Input current:56A Sinking current :60A

* Yellow waveform: output voltage Violet waveform: output current



From the above waveforms comparison:

we can see the paralleled IT6000C can output the same dynamic response waveform as the original single unit does, and show no-delay fast synchronized response.

Falling speed

No substantial changes comparing with single unit after parallel connection

Rising speed

Even faster rising speed, comparing with single unit after parallel connection

Dynamic response waveform

consistent with single unit waveform after parallel connection

Specification

		IT6006C-500-30	IT6006C-800-20
Rated Input Value (0 °C~40 °C)	Voltage	0~500V	0~800V
	Current	-30~30A	-20~20A
	Power	-6000~6000W	-6000~6000W
	Resistance	0~1Ω	0~1Ω
Power Regulation ±(% of Output+Offset)	Voltage	≤ 0.01%FS	≤ 0.01%FS
	Current	≤ 0.05%FS	≤ 0.05%FS
Load Regulation ±(% of Output+Offset)	Voltage	≤ 0.02%FS	≤ 0.02%FS
	Current	≤ 0.05%FS	≤ 0.05%FS
Setup Resolution	Voltage	0.01V	0.01V
	Current	0.001A	0.001A
	Power	0.001kW	0.001kW
	Resistance	0.01mΩ	0.1mΩ
Readback Resolution	Voltage	0.01V	0.01V
	Current	0.001A	0.001A
	Power	0.001kW	0.001kW
	Resistance	0.01mΩ	0.1mΩ
Setting Accuracy within 12 mons 25°±5° ±(%of Output +Offset)	Voltage	≤ 0.02% + 0.02%FS	≤ 0.02% + 0.02%FS
	Current	≤ 0.1% + 0.1%FS	≤ 0.1% + 0.1%FS
	Power	≤ 0.5% + 0.5%FS	≤ 0.5% + 0.5%FS
	Resistance	≤ 1% + 1%FS	≤ 1% + 1%FS
Readback Accuracy within 12 mons 25°±5° ±(%of Output +Offset)	Voltage	≤ 0.02% + 0.02%FS	≤ 0.02% + 0.02%FS
	Current	≤ 0.1% + 0.1%FS	≤ 0.1% + 0.1%FS
	Power	≤ 0.5% + 0.5%FS	≤ 0.5% + 0.5%FS
	Resistance	≤ 1% + 1%FS	≤ 1% + 1%FS
Ripple (20Hz ~20MHz)	Voltage	≤ 200mVpp(MAX: ≤ 500mVpp)	≤ 320mVpp(MAX: ≤ 800mVpp)
	Current	≤ 0.1%FS RMS	≤ 0.1%FS RMS
Setting Temperature Coefficient (% of Output/ °C +Offset)	Voltage	≤ 50PPM/°C	≤ 50PPM/°C
	Current	≤ 200PPM/°C	≤ 200PPM/°C
Readback Temperature Coefficient (% of Output/ °C +Offset)	Voltage	≤ 50PPM/°C	≤ 50PPM/°C
	Current	≤ 200PPM/°C	≤ 200PPM/°C
Rising Time (no load)	Voltage	≤ 15ms	≤ 15ms
Rising Time (full load)	Voltage	≤ 30ms	≤ 30ms
Falling Time (no load)	Voltage	≤ 30ms	≤ 30ms
Falling Time (full load)	Voltage	≤ 15ms	≤ 15ms
Dynamic Mode	Voltage	≤ 2ms	≤ 2ms
AC Input	Voltage	198V ~ 264V (Decrease 50%) 342V ~ 528V (3P4W)	198V ~ 264V (Decrease 50%) 342V ~ 528V (3P4W)
	Frequency	47Hz~63Hz	47Hz~63Hz
Setup Stability-30min (%of Output +Offset)	Voltage	≤ 0.02%+0.02%FS	≤ 0.02%+0.02%FS
	Current	≤ 0.1% + 0.1%FS	≤ 0.1% + 0.1%FS
Setup Stability-8h (%of Output +Offset)	Voltage	≤ 0.02%+0.02%FS	≤ 0.02%+0.02%FS
	Current	≤ 0.1% + 0.1%FS	≤ 0.1% + 0.1%FS
Readback Stability-30min (%of Output +Offset)	Voltage	≤ 0.02%+0.02%FS	≤ 0.02%+0.02%FS
	Current	≤ 0.1% + 0.1%FS	≤ 0.1% + 0.1%FS
Readback Stability-8h (%of Output +Offset)	Voltage	≤ 0.02%+0.02%FS	≤ 0.02%+0.02%FS
	Current	≤ 0.1% + 0.1%FS	≤ 0.1% + 0.1%FS
Efficiency		~92%	~92%
Remote Sense Compensation Voltage		≤ 5V (2Vmin)	≤ 8V (2Vmin)
Command Response Time		2mS	2mS
Power Factor		0.99	0.99
Maximum Input Current		19.27A	19.27A
Maximum Input Apparent Power		6.6kVA	6.6kVA
Storage Tem.		-10°C~70°C	-10°C~70°C
Working Tem.		0~50°C	0~50°C
Net. Dimension (mm)		483W*801.61D*151.3H	483W*801.61D*151.3H
Net. Weight		28kg	28kg

* Some voltage levels are coming soon

*This information is subject to change without notice.



Specification

		IT6012C-500-60	IT6012C-800-40
Rated Input Value (0°C-40°C)	Voltage	0~500V	0~800V
	Current	-60~60A	-40~40A
	Power	-12000~12000W	-12000~12000W
	Resistance	0~1Ω	0~1Ω
Power Regulation ±(% of Output+Offset)	Voltage	≤0.01%FS	≤0.01%FS
	Current	≤0.05%FS	≤0.05%FS
Load Regulation ±(% of Output+Offset)	Voltage	≤0.02%FS	≤0.02%FS
	Current	≤0.05%FS	≤0.05%FS
Setup Resolution	Voltage	0.01V	0.01V
	Current	0.001A	0.001A
	Power	0.001kW	0.001kW
	Resistance	0.01mΩ	0.01mΩ
Readback Resolution	Voltage	0.01V	0.01V
	Current	0.001A	0.001A
	Power	0.001kW	0.001kW
	Resistance	0.01mΩ	0.01mΩ
Setting Accuracy within 12 mons 25°±5° ±(% of Output +Offset)	Voltage	≤0.02% + 0.02%FS	≤0.02% + 0.02%FS
	Current	≤0.1% + 0.1%FS	≤0.1% + 0.1%FS
	Power	≤0.5% + 0.5%FS	≤0.5% + 0.5%FS
	Resistance	≤1% + 1%FS	≤1% + 1%FS
Readback Accuracy within 12 mons 25°±5° ±(% of Output +Offset)	Voltage	≤0.02% + 0.02%FS	≤0.02% + 0.02%FS
	Current	≤0.1% + 0.1%FS	≤0.1% + 0.1%FS
	Power	≤0.5% + 0.5%FS	≤0.5% + 0.5%FS
	Resistance	≤1% + 1%FS	≤1% + 1%FS
Ripple (20Hz -20MHz)	Voltage	≤200mVpp(MAX: ≤500mVpp)	≤200mVpp(MAX: ≤500mVpp)
	Current	≤0.1%FS RMS	≤0.1%FS RMS
Setting Temperature Coefficient (% of Output/ °C +Offset)	Voltage	≤50PPM/°C	≤50PPM/°C
	Current	≤200PPM/°C	≤200PPM/°C
Readback Temperature Coefficient (% of Output/ °C +Offset)	Voltage	≤50PPM/°C	≤50PPM/°C
	Current	≤200PPM/°C	≤200PPM/°C
Rising Time (no load)	Voltage	≤15ms	≤15ms
Rising Time (full load)	Voltage	≤30ms	≤30ms
Falling Time (no load)	Voltage	≤30ms	≤30ms
Falling Time (full load)	Voltage	≤15ms	≤15ms
Dynamic Mode	Voltage	≤2ms	≤2ms
AC Input	Voltage	198V ~ 264V (Decrease 50%) 342V ~ 528V (3P4W)	198V ~ 264V (Decrease 50%) 342V ~ 528V (3P4W)
	Frequency	47Hz~63Hz	47Hz~63Hz
Setup Stability-30min (% of Output +Offset)	Voltage	≤0.02% + 0.02%FS	≤0.02% + 0.02%FS
	Current	≤0.1% + 0.1%FS	≤0.1% + 0.1%FS
Setup Stability-8h (% of Output +Offset)	Voltage	≤0.02% + 0.02%FS	≤0.02% + 0.02%FS
	Current	≤0.1% + 0.1%FS	≤0.1% + 0.1%FS
Readback Stability-30min (% of Output +Offset)	Voltage	≤0.02% + 0.02%FS	≤0.02% + 0.02%FS
	Current	≤0.1% + 0.1%FS	≤0.1% + 0.1%FS
Readback Stability-8h (% of Output +Offset)	Voltage	≤0.02% + 0.02%FS	≤0.02% + 0.02%FS
	Current	≤0.1% + 0.1%FS	≤0.1% + 0.1%FS
Efficiency		~92%	~92%
Remote Sense Compensation Voltage		≤5V (2Vmin)	≤8V (2Vmin)
Command Response Time		2mS	2mS
Power Factor		0.99	0.99
Maximum Input Current		22.25A	22.25A
Maximum Input Apparent Power		13.2kVA	13.2kVA
Storage Tem.		-10°C~70°C	-10°C~70°C
Working Tem.		0~50°C	0~50°C
Net. Dimension (mm)		483W*801.61D*151.3H	483W*801.61D*151.3H
Net. Weight		34kg	34kg

*Some voltage levels are coming soon

*This information is subject to change without notice.

IT6000C Series Bidirectional Programmable DC Power Supply



Specification

		IT6018C-500-90	IT6018C-800-60
Rated Input Value (0 °C~40 °C)	Voltage	0~500V	0~800V
	Current	-90~90A	-60~60A
	Power	-18000~18000W	-18000~18000W
	Resistance	0~1Ω	0~1Ω
Power Regulation ±(% of Output+Offset)	Voltage	≤0.01%FS	≤0.01%FS
	Current	≤0.05%FS	≤0.05%FS
Load Regulation ±(% of Output+Offset)	Voltage	≤0.02%FS	≤0.02%FS
	Current	≤0.05%FS	≤0.05%FS
Setup Resolution	Voltage	0.01V	0.01V
	Current	0.001A	0.001A
	Power	0.001kW	0.001kW
	Resistance	0.01mΩ	0.01mΩ
Readback Resolution	Voltage	0.01V	0.01V
	Current	0.001A	0.001A
	Power	0.001kW	0.001kW
	Resistance	0.01mΩ	0.01mΩ
Setting Accuracy within 12 mons 25°±5° ±(%of Output +Offset)	Voltage	≤0.02% + 0.02%FS	≤0.02% + 0.02%FS
	Current	≤0.1% + 0.1%FS	≤0.1% + 0.1%FS
	Power	≤0.5% + 0.5%FS	≤0.5% + 0.5%FS
	Resistance	≤1% + 1%FS	≤1% + 1%FS
Readback Accuracy within 12 mons 25°±5° ±(%of Output +Offset)	Voltage	≤0.02% + 0.02%FS	≤0.02% + 0.02%FS
	Current	≤0.1% + 0.1%FS	≤0.1% + 0.1%FS
	Power	≤0.5% + 0.5%FS	≤0.5% + 0.5%FS
	Resistance	≤1% + 1%FS	≤1% + 1%FS
Ripple (20Hz ~20MHz)	Voltage	≤200mVpp(MAX:500mVpp)	≤320mVpp(MAX: ≤800mVpp)
	Current	≤0.1%FS RMS	≤0.1%FS RMS
Setting Temperature Coefficient (% of Output/ °C +Offset)	Voltage	≤50PPM/°C	≤50PPM/°C
	Current	≤200PPM/°C	≤200PPM/°C
Readback Temperature Coefficient (% of Output/ °C +Offset)	Voltage	≤50PPM/°C	≤50PPM/°C
	Current	≤200PPM/°C	≤200PPM/°C
Rising Time (no load)	Voltage	≤15ms	≤15ms
Rising Time (full load)	Voltage	≤30ms	≤30ms
Falling Time (no load)	Voltage	≤30ms	≤30ms
Falling Time (full load)	Voltage	≤15ms	≤15ms
Dynamic Mode	Voltage	≤2ms	≤2ms
AC Input	Voltage	198V ~ 264V (Decrease 50%) 342V ~ 528V (3P4W)	198V ~ 264V (Decrease 50%) 342V ~ 528V (3P4W)
	Frequency	47Hz~63Hz	47Hz~63Hz
Setup Stability-30min (%of Output +Offset)	Voltage	≤0.02% + 0.02%FS	≤0.02% + 0.02%FS
	Current	≤0.1% + 0.1%FS	≤0.1% + 0.1%FS
Setup Stability-8h (%of Output +Offset)	Voltage	≤0.02% + 0.02%FS	≤0.02% + 0.02%FS
	Current	≤0.1% + 0.1%FS	≤0.1% + 0.1%FS
Readback Stability-30min (%of Output +Offset)	Voltage	≤0.02% + 0.02%FS	≤0.02% + 0.02%FS
	Current	≤0.1% + 0.1%FS	≤0.1% + 0.1%FS
Readback Stability-8h (%of Output +Offset)	Voltage	≤0.02% + 0.02%FS	≤0.02% + 0.02%FS
	Current	≤0.1% + 0.1%FS	≤0.1% + 0.1%FS
Efficiency		~92%	~92%
Remote Sense Compensation Voltage		≤5V (2Vmin)	≤8V(2Vmin)
Command Response Time		2mS	2mS
Power Factor		0.99	0.99
Maximum Input Current		33.37A	33.37A
Maximum Input Apparent Power		19.8kVA	19.8kVA
Storage Tem.		-10°C~70°C	-10°C~70°C
Working Tem.		0~50°C	0~50°C
Net. Dimension (mm)		483W*801.61D*151.3H	483W*801.61D*151.3H
Net. Weight		40kg	40kg

*Some voltage levels are coming soon

*This information is subject to change without notice.



Specification

		IT6018C-1500-30	IT6018C-2250-20
Rated Input Value (0°C-40°C)	Voltage	0~1500V	0~2250V
	Current	-30~30A	-20~20A
	Power	-18000~18000W	-18000~18000W
	Resistance	0~1Ω	0~1Ω
Power Regulation ±(% of Output+Offset)	Voltage	≤0.01%FS	≤0.01%FS
	Current	≤0.05%FS	≤0.05%FS
Load Regulation ±(% of Output+Offset)	Voltage	≤0.02%FS	≤0.02%FS
	Current	≤0.05%FS	≤0.05%FS
Setup Resolution	Voltage	0.1V	0.1V
	Current	0.001A	0.01A
	Power	0.001kW	0.001kW
	Resistance	0.1mΩ	0.1mΩ
Readback Resolution	Voltage	0.1V	0.1V
	Current	0.001A	0.01A
	Power	0.001kW	0.001kW
	Resistance	0.1mΩ	0.1mΩ
Setting Accuracy within 12 mons 25°±5° ±(% of Output +Offset)	Voltage	≤0.02% + 0.02%FS	≤0.02% + 0.02%FS
	Current	≤0.1% + 0.1%FS	≤0.1% + 0.1%FS
	Power	≤0.5% + 0.5%FS	≤0.5% + 0.5%FS
	Resistance	≤1% + 1%FS	≤1% + 1%FS
Readback Accuracy within 12 mons 25°±5° ±(% of Output +Offset)	Voltage	≤0.02% + 0.02%FS	≤0.02% + 0.02%FS
	Current	≤0.1% + 0.1%FS	≤0.1% + 0.1%FS
	Power	≤0.5% + 0.5%FS	≤0.5% + 0.5%FS
	Resistance	≤1% + 1%FS	≤1% + 1%FS
Ripple (20Hz -20MHz)	Voltage	≤600mVpp(MAX: ≤1500mVpp)	≤900mVpp(MAX: ≤2250mVpp)
	Current	≤0.1%FS RMS	≤0.1%FS RMS
Setting Temperature Coefficient (% of Output/ °C +Offset)	Voltage	≤50PPM/°C	≤50PPM/°C
	Current	≤200PPM/°C	≤200PPM/°C
Readback Temperature Coefficient (% of Output/ °C +Offset)	Voltage	≤50PPM/°C	≤50PPM/°C
	Current	≤200PPM/°C	≤200PPM/°C
Rising Time (no load)	Voltage	≤15ms	≤15ms
Rising Time (full load)	Voltage	≤30ms	≤30ms
Falling Time (no load)	Voltage	≤30ms	≤30ms
Falling Time (full load)	Voltage	≤15ms	≤15ms
Dynamic Mode	Voltage	≤2ms	≤2ms
AC Input	Voltage	198V~264V (Decrease 50%) 342V~528V (3P4W)	198V~264V (Decrease 50%) 342V~528V (3P4W)
	Frequency	47Hz~63Hz	47Hz~63Hz
Setup Stability-30min (% of Output +Offset)	Voltage	≤0.02% + 0.02%FS	≤0.02% + 0.02%FS
	Current	≤0.1% + 0.1%FS	≤0.1% + 0.1%FS
Setup Stability-8h (% of Output +Offset)	Voltage	≤0.02% + 0.02%FS	≤0.02% + 0.02%FS
	Current	≤0.1% + 0.1%FS	≤0.1% + 0.1%FS
Readback Stability-30min (% of Output +Offset)	Voltage	≤0.02% + 0.02%FS	≤0.02% + 0.02%FS
	Current	≤0.1% + 0.1%FS	≤0.1% + 0.1%FS
Readback Stability-8h (% of Output +Offset)	Voltage	≤0.02% + 0.02%FS	≤0.02% + 0.02%FS
	Current	≤0.1% + 0.1%FS	≤0.1% + 0.1%FS
Efficiency		~92%	~92%
Remote Sense Compensation Voltage		≤15V (2Vmin)	≤22.5V (2Vmin)
Command Response Time		2mS	2mS
Power Factor		0.99	0.99
Maximum Input Current		33.37A	33.37A
Maximum Input Apparent Power		19.8kVA	19.8kVA
Storage Tem.		-10°C~70°C	-10°C~70°C
Working Tem.		0~50°C	0~50°C
Net. Dimension (mm)		483W*801.61D*151.3H	483W*801.61D*151.3H
Net. Weight		40kg	40kg

*Some voltage levels are coming soon

*This information is subject to change without notice.